


aiwa

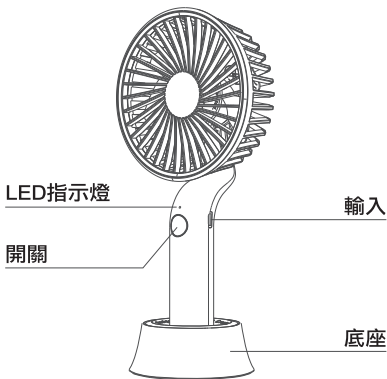


使用説明書



FH7DG/FH7DW

USB手持ち式扇風機/USB手持風扇



規格

產品材質	ABS + 電子元件
風力檔位	3檔
總額定消耗電功率	4W
額定電壓/電流	DC5V - 0.6A
電池規格	18650Li-ion 2000mAh
充電時間	約4-5小時
使用時間	約2-10小時
產品尺寸	232 x 114 x 52 mm

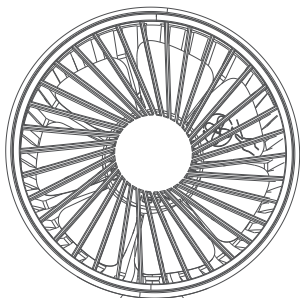
使用方法

1. 風扇充滿電後，按開關開始使用。按一下開關按鈕打開風扇電源，此時風力為最小，按第二次、風力中等，按第三次風力最大。再按一下則關閉風扇電源，如此完成一個循環。
2. 風扇可以手持使用，也可以放於底座上當作台式使用。
3. 將連接好的充電線接入風扇輸入口，充電時藍燈閃爍。當充滿電後亮藍燈。
4. 風扇在正常電量情況下使用時，指示燈顯示藍色。當剩餘電量低於20%時，指示燈藍燈閃爍。

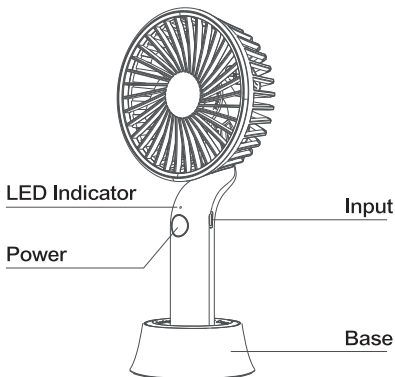
警告

- 請勿在潮濕環境中（如浴室）使用本產品，接觸水可能會導致產品故障或損壞。
- 若產品不慎落水或其他液體，立即關閉風扇電源開關，等它完全乾透後再使用。
- 請勿敲擊或摔打本產品，反覆敲打可能會導致內部損壞。
- 請勿自行拆解、更改或修理本產品。
- 請勿使用超過規定電壓充電本產品。
- 請勿將本產品投入火中，以免產生爆炸危險。
- 請勿用濕手接觸或使用本產品。
- 請將產品存放在陰涼乾燥以及小孩無法接觸到的地方。
- 請在室溫（0 - 40°C）下使用本產品。
- 請勿在地毯、被子等易燃性物體表面對本產品充電。

aiwa



FH7DG/FH7DW
USB Handheld Fan



Specifications

Materials	ABS + Electronic components
Speed regulation	1.2.3 Gear
Power Consumption	4W
Input	DC5V - 0.6A
Battery Spec	18650Li-ion 2000mAh
Charging time	About 4-5h
Working time	About 2-10h
Size	232 x 114 x 52 mm

Operations

1. After fully charged, turn on the power and the product starts to work.
Press the switch once: low speed.
Press the switch twice: medium speed.
Press the switch three times: high speed.
Press the switch four times: Stop working.
2. The product can be placed on the base to be a desk fan.
3. The indicator will flash when under charging and after fully charged, the indicator will be on.
4. The indicator will be on when product is under working, and will start to flash for reminding when the battery capacity is lower than 20%.

Precautions

- Do not use this product in humid atmospheres such as the bathroom, contact with water may cause the failure.
- If water or solution enters the product, turn off the power immediately and let it dry thoroughly and try again.
- Do not impact the product or throw it. Repeated impact may cause internal failure.
- Do not disassemble, modify, or repair this product arbitrarily.
- Be sure to charge the product correctly as the rated label indicated. When charging is completed, be sure to disconnect the USB connector. When charging is complete. Be sure to disconnect the USB connector.
- Do not throw this product into fire.
- Do not touch the product with wet hands.
- Please be careful to prevent use by children.
- Please use the product at room temperature from 0-40 degrees.
- Don't charge the product on flammable material surface.